

Strobelmühle 2023-11-18 Samstag mit Ersatztänzen

1- Joyful TeeGee J32 · 3/4L

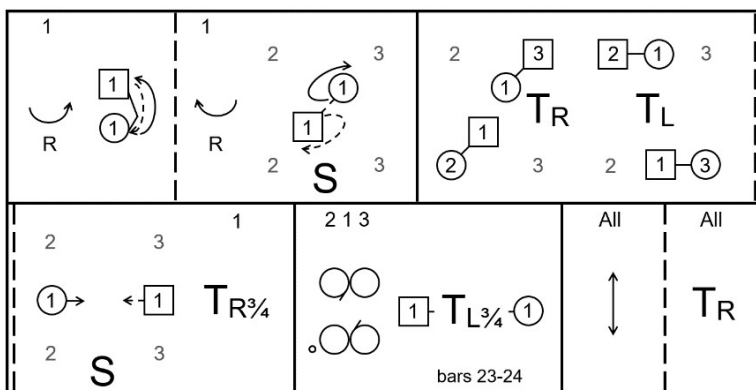
Geraldine and Holger Schuckelt

by Geraldine and Holger Schuckelt
 recommended music: "Jiggin' in the Kitchen" by Fred Moyes
 recorded as:

"The Traveller's Jig" on "Campbell's Birl" by M. Johnstone and K. Smith

- 1-4 1st couple lead down and, raising right hands, woman turns to the right under the hands **while** man dances to the left to finish both facing up
- 5-6 1st couple lead up to finish in the middle of the set facing each other with back to first corners
- 7-8 1st couple set pulling right shoulders back to finish facing first corners 9-10 1st couple and first corners, giving right hands, turn once round
- 11-12 1st couple and second corners, giving left hands, turn once round to finish 1st man between 2nd couple facing down and 1st woman between 3rd couple facing up
- 13-16 1st couple set advancing to each other and, giving right hands, turn three quarters to finish in second position on own sides facing out
- 17-24 All dance reels of three on own sides (1st woman right shoulder to 3rd woman and 1st man right shoulder to 2nd man), on bars 23-24 1st couple, giving left hands, turn three quarters to finish in second position on own sides
- 25-28 All, giving hands on sidelines, advance and retire 29-32 All, giving right hands to partners, turn once round

Repeat, having passed a couple.



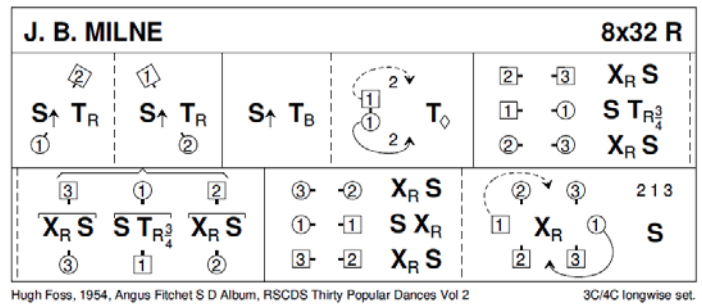
Devised in memory of Thomas Groß (1954 - 2021) of the Chemnitz SCD group and former Board member of the RSCDS Central Germany Branch. His cheerful personality and enthusiasm are sadly missed by all who knew him.

2 - J. B. MILNE R32 · 3/4L

**

Hugh Foss: *Thirty Popular Dances, Volume Two* · Crib: *E-cribs* · Diagram: *Keith Rose's Diagrams*

- 1- 1M+2W set adv. | turn RH ; 1W+2M repeat (1,2,3)
- 9- 1c set advancing | turn BH and open upwards ; cast off one (2c up) | Petronella Turn to: facing lines across
- 17- 1c set | turn RH $\frac{3}{4}$; set | turn RH $\frac{3}{4}$, **while{8}** 2c+3c pass RH on the sides | set ; cross RH | set
- 25- 1c set | pass RH ; cast R into 2pl, **while{6}** 2c+3c pass RH on the sides | set ; cross RH | all set. (2,1,3)

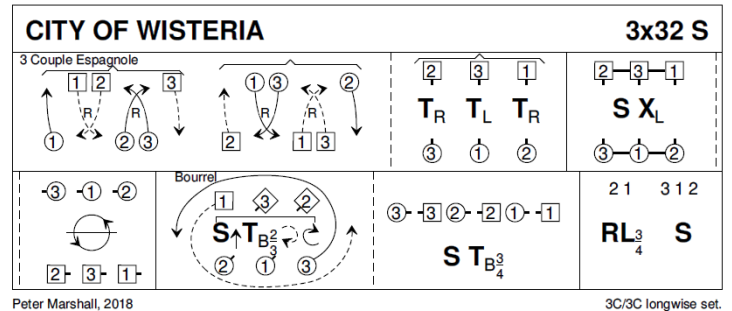


Notes: In [17–32] traditionally the corners set R to the person just passed, then L to the next person to pass. In a variant for [19–24] 1c turns BH $\frac{3}{4}$ in PdB.

3A - CITY OF WISTERIA S32 · 3/3L

Peter Marshall: *4 Dances devised by Peter Marshall* · Crib: *E-cribs* · Diagram: *Keith Rose's Diagrams*

- 1- "3C Espagnole" [: 1W+2W & 2M+3M lead RHJ to opposite sides and cross **while{2}** 1M & 3W chase 1 place clw (to Mside: 2W,1W,3W, Wside: 1M,3M, 2M) | repeat same pattern from new positions (to Mside: 3M,1M,2M, Wside: 2W,3W,1W) ; 3M+2W "top couple" & 2M+1W "bottom couple" turn RH **while{4}** 1M+3W "middle couple" turn LH] (Mside: 3M,1M,2M, Wside: 2W,3W, 1W)
- 9- All set | cross LH ; chase cclw $\frac{1}{2}$ (Mside: 2M,1M,3M, Wside: 1W,3W,2W)
- 17- 3C Bourrel (3,2,1)
- 25- 2c+1c 6 bars of R&L | all set (3,1,2)

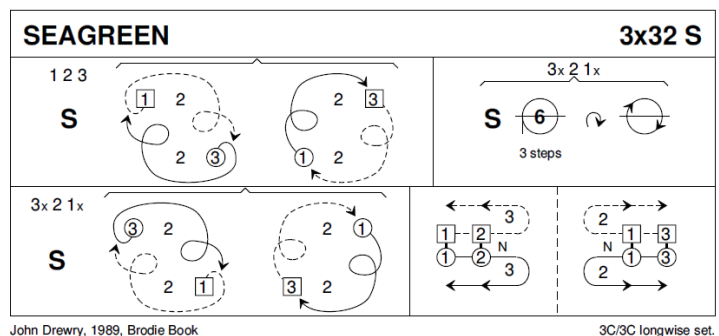


3B - SEAGREEN S32 · 3/3L

**

John Drewry: *Summer Collection 1989* · Crib: *E-cribs* · Diagram: *Keith Rose's Diagrams*

- 1- 1c+2c+3c set | {1M+3W petronella-turn to finish BtoB between 2c with 1M facing up and 3W facing down ; dance through P's place | cast R to exchanged places} **while{6}** {1W+3M cast clw to other end ; petronella to finish BtoB with 3M facing up and 1W facing down | both dance out to exchanged places (3x,2,1x)
- 9- All set, circle6 L. On [14], all drop hands, dance into the centre pulling Rsh back to face out, and dance clw to starting places (3x, 2,1x)
- 17- 3c+2c+1c repeat figure [1–8] to (1,2,3)
- 25- 2c followed by 1c dance down NHJ between 3c and cast up to 1pl / 2pl ; 1c with 3c following dance up NHJ between 2c and cast off to 3pl / 2pl (to 2,3,1)

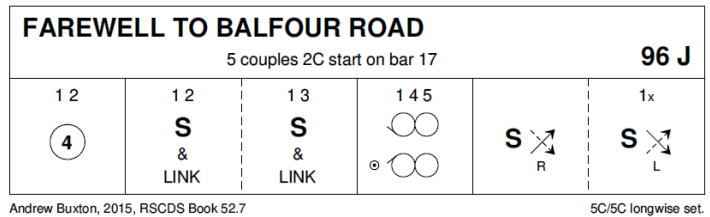


4-FAREWELL TO BALFOUR ROAD J32 · 5/5L

**

Andrew Buxton: RSCDS LII 7 · Crib: SCDDDB Contributed Cribes & Diagrams · Diagram: Keith Rose's Diagrams

- 1- 1c+2c 4H round and back
- 9- 1c+2c set & link ; 1c+3c set & link
- 17- [2c start from top as 1c] 1c+4c+5c mirror reels 3 on sides
- 25- 1c set | cross down RH to 4pl [4c up] ; 1c set | cross down LH to 5pl [5c up]



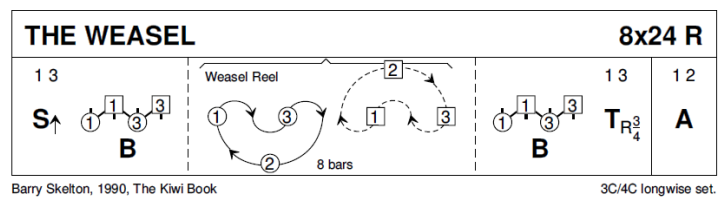
Repeat pattern until 1c are back at top but allow 5c to finish their turn [96 bars total]

5 - THE WEASEL R24 · 3/4L

**

Barry Skelton: The Kiwi Book · Crib: E-cribs · Diagram: Keith Rose's Diagrams

- 1-4 1c & 3c set adv to centre (M above W) | 1c+3c BiL, 2c face clw
- 5-12 All dance Weasel Reel up/down: RSh Reel 4 on midline (M down, W up), on reaching ends pass RSh, chase ½ way clw on opposite side & rejoin reel, finish in starting place
- 13-16 1c+3c BiL | turn P RH, 3c to sides, 1c stay in centre, 2c step in for
- 17- 1c+2c Allemande (2,1,3)



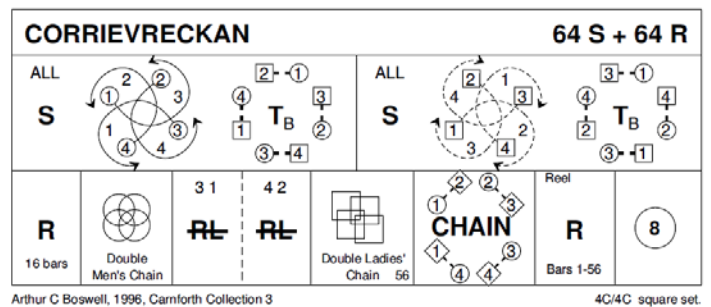
6 - CORRIEVRECKAN M128 · 4S

**

Arthur C Boswell: The Arnside Collection · Crib: E-cribs · Diagram: Keith Rose's Diagrams

Strathspey

- 1- All set to P | all M dance cclw in front of P and W on R, behind opposite W to face own cnr | turn cnr BH (M finishing 1 place clw)
- 9- All W repeat [1-8] mirrored, dancing clw and turning "new" cnr
- 17-32 Repeat [1-16], finishing (3,4,1,2)
- 33- All dance Double M-Chain
- 41- 1c+3c ½ R&L ; 2c+4c ½ R&L (1,2,3,4)
- 49- All dance Double L-Chain, the M omitting final polite turn into
- 57-64 G-Chain, 1 step / hand, starting RH to cnr (M travel clw) (1,2,3,4)



Reel

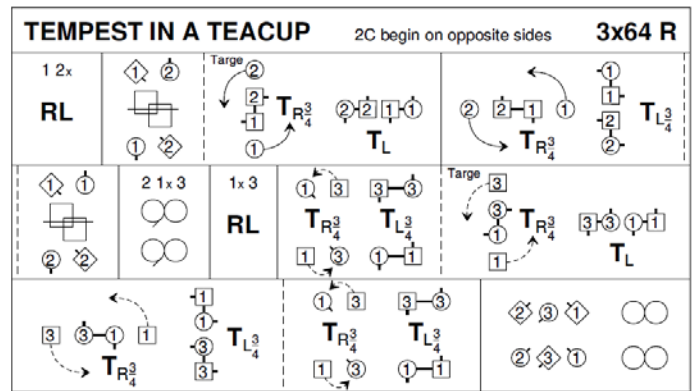
- 1-56 Repeat [1-56], turning cnrs RH and with polite turn on [56]
- 57- Circle 8 and back (1,2,3,4)

7A-TEMPEST IN A TEACUP R64 · 3/3L

Terry Glasspool: The Strathspey Anniversary Collection · Crib: E-cribs · Diagram: Keith Rose's Diagrams

2c begin on opposite sides (1,2x,3)

- 1- 1c+2c R&L, M face out
- 9-12 1c+2c ½ L-Chain, finish in line across with W RHJ
- 13-20 1c+2c The Targe [1W+2W turn RH ¾ as 1M+2M chase ¼ cclw onto midline | middles turn ends LH; repeat, finish with ¾ turn to sidelines]
- 21-24 2c+1c ½ L-Chain (2,1x,3)
- 25- Parallel Reels3 on the sides (1c starts down, Rsh to 3c) (2,1x,3)
- 33-56 1c+3c repeat [1-24] with M and W interchanged (2,3x,1)
- 57- Parallel Reels3 on the sides (3c starts up, Rsh to 2c) (2,3x,1)



Terry Glasspool, Strathspey Anniversary Collection

3C/3C longwise set.

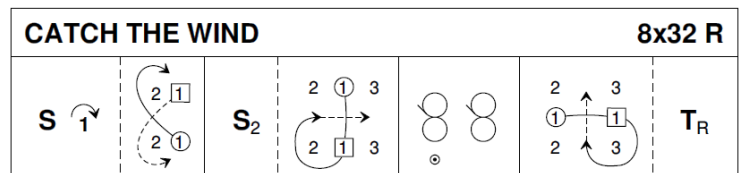
Repeat twice

7B - CATCH THE WIND R32 · 3/4L

**

Romaine Butterfield: RSCDS XLV5 · Crib: E-cribs · Diagram: Keith Rose's Diagrams

- 1- 1c set | cast off (2c up) ; ½ Fig8 up (2,1x,3)
- 9- 1c set twice, on [11-12] 1W swivels R to face out ; 1W (1M following) casts R round 2M and down middle to finish 1W between 3c facing 3M, and 1M between 2c facing 2M.
- 17- 1M+2c & 1W+3c Rsh reels3 across
- 25- 1W (1M following) casts R round 3M and cross to 2pl ; 1c turn RH (2,1,3)



Romaine Butterfield, 1983, Island Bay Collection, RSCDS Book 45.5

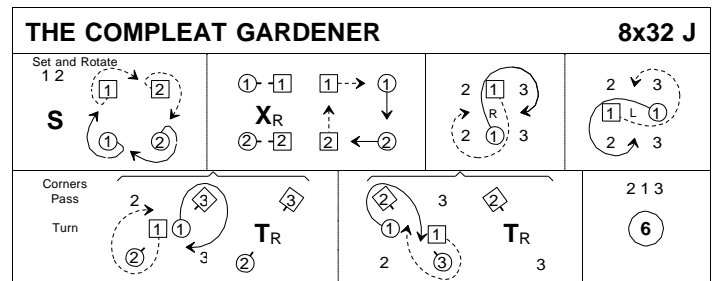
3C/4C longwise set.

8 - THE COMPLEAT GARDENER J32 · 3/4L

**

Irene Paterson: A Third Book of Graded Scottish Country Dances · Crib: E-cribs · Diagram: Keith Rose's Diagrams

- 1- 1c+2c Set&Rotate (2,1,3)
- 9- 1c cross RH | cast R round 1cnr ; cross up/dn LH | cast L to face 1cnr
- 17- 1c+1cnrs corners pass and turn, pass Rsh ; repeat with 2cnrs, to own side
- 25- Circle6 and back (2,1,3)



Irene Paterson, RSCDS Graded Book 3.14

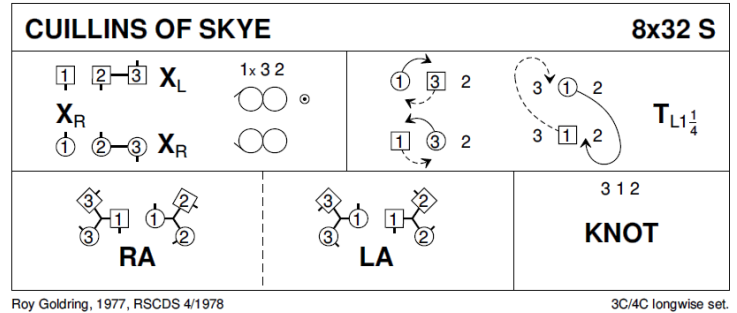
3C/4C longwise set.

9 - CUILLINS OF SKYE S32 · 3/4L

**

Roy Goldring: Four Scottish Country Dances 1978 · Crib: E-cribs · Diagram: Keith Rose's Diagrams

- 1- 1c cross RH **while**{2} 2c (starting in) +3c change place on the sides EH | Mirror Reels3{6} on the sides, 3c (in 2pl) starting in and up, 1c ends facing out (1x,3,2)
- 9- 1c cast off **while**{2} 3c dance to top giving NH | 1c ½ Fig8 L (1W up, 1M down) | 1c 1¼ turn LH (1M now below 1W)
- 17- 3c+1W & 1M+2c RHA (Teapots R), to sidelines ; 3c+1M & 1W+2c LHA (3,1,2)
- 25- 3c+1c+2c the Knot (2,1,3)



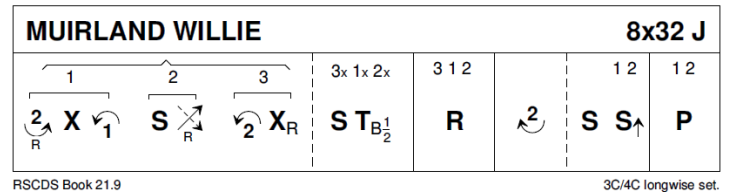
Roy Goldring, 1977, RSCDS 4/1978

3C/4C longwise set.

10A - MUIRLAND WILLIE J32 · 3/4L

RSCDS XXI 9 · Crib: E-cribs · Diagram: Keith Rose's Diagrams

- 1- 1c lead down to 3pl, cross and cast to 2pl, **while**{4} 2c set and cross RH into 3pl, **while**{4} 3c cast to top and cross RH ; all C set (may advance a bit) and turn BH to own side (3,1,2)
- 9- Repeat [1-8] from new positions (2,3,1)
- 17- 1c lead to top (2c+3c down) ; 1c set | 1c+2c set advancing
- 25- 1c+2c Poussette (2,1,3).



RSCDS Book 21.9

3C/4C longwise set.

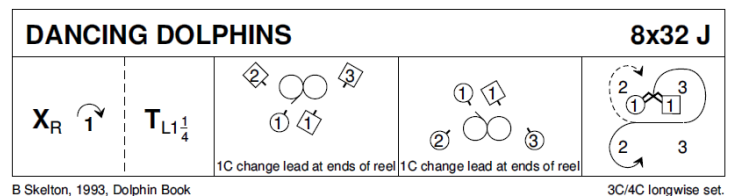
Unofficial: On 2nd turn, 4c has an easier next start if 1c+3c+4c dance a 3C Poussette

10B - DANCING DOLPHINS J32 · 3/4L

**

Barry Skelton: The Dolphin Book · Crib: E-cribs · Diagram: Keith Rose's Diagrams

- 1- 1c cross RH | cast off (2c up) ; turn LH 1¼ to face out and down on W side, 1M behind 1W (see note)
- 9- 2W+1c+3W Rsh lead-change Reel3 on W side (1W leads down, 1M up), at end face out and down on M side
- 17- 2M+1c+3M Lsh lead-change Reel3 on M side, 1c end in promhold facing W side
- 25- 1c pass Rsh round 3W, dance to top and cast to 2pl



B Skelton, 1993, Dolphin Book

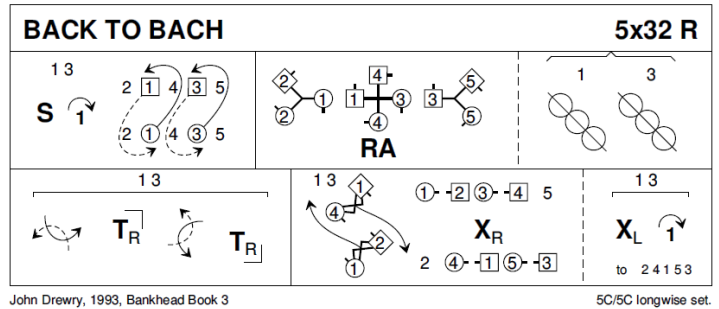
3C/4C longwise set.

Note: during the reels 1M and 1W always cover parallel to the sidelines.

11A-BACKTOBACH R32 · 5/5L

John Drewry: Bankhead Book Part 3 · Crib: E-cribs · Diagram: Keith Rose's Diagrams

- 1- 1c & 3c set | cast off (2c & 4c up) ; 1c & 3c ½ Fig8 R to midline, LSh round 1cnrs, 1M+4W passing LSh
- 9- 2c+1M & 1W+4c+3M & 3W+5c RHA into Reels4 position on 2diag ; ½ Reels4 on 2diag. 1c & 3c finish on midline, LSh to P facing own sides
- 17- 1c & 3c dance LSh round P and face 1cnrs[pos] | turn that cnr RH ; dance LSh round P and face 4cnrs[pos] | turn that cnr RH into promhold
- 25- These pairs change places RSh to sides where they face each other on sides | 1M+2W & 3M+4W change places RH on Wside **while{2}** 4M+1W & 5M+3W change places RH on Mside (to 2,1x, 4,3x,5) ; 1c & 3c cross LH | cast off (4c & 5c up) (2,4,1,5,3)



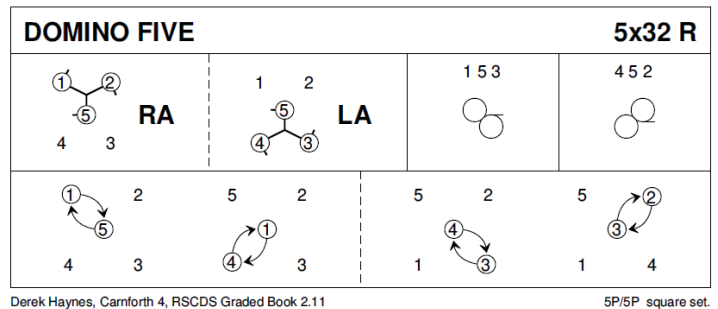
11B-DOMINO FIVE R32 · 5pS

**

Derek Haynes: A Second Book of Graded Scottish Country Dances · Crib: E-cribs · Diagram: Keith Rose's Diagrams

Four dancers, numbered 1,2,3,4 clw, stand in a square facing a fifth dancer in the middle, who faces the gap between numbers 1 and 4

- 1- 1+2+5 RHA ; 3+4+5 LHA
- 9- 5+1+3 Rsh diagonal Reel3
- 17- 5+2+4 Lsh diagonal Reel3
- 25- dancers 5 & 1 change places passing RSH | 1 & 4 repeat ; 4 & 3 repeat | 3 & 2 repeat, 2 finish in centre and face up. the tracks from one corner to the next should be a smooth curve.



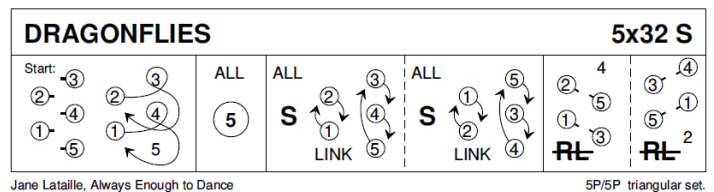
12-DRAGONFLIES S32 · 5p

**

Jane Lataille: Always Enough to Dance · Crib: E-cribs · Diagram: Keith Rose's Diagrams

Starting positions: 5 dancers numbered clockwise, 1+2 in Line of 2 across facing the gaps between 3+4+5 forming line of three across

- 1- 1 & 2 Parallel Figs8 round (4+5) & (3+4): 1 & 2 dance down, Lsh round 4 & 3 ; Rsh round 5 & 4, to places (1,2,3,4,5)
- 9- Circle5 L and back (1,2,3,4,5)
- 17- In facing lines S&Link twice (in 3C S&Link the LH dancer moves 2 pl R and the others 1 pl L) (1,2,4,5,3)
- 25- (1+2)+(5+3) ½ Diag. R&L, starting up/down (5,3,4,1,2); repeat on other diagonal (4,1,5,3,2)



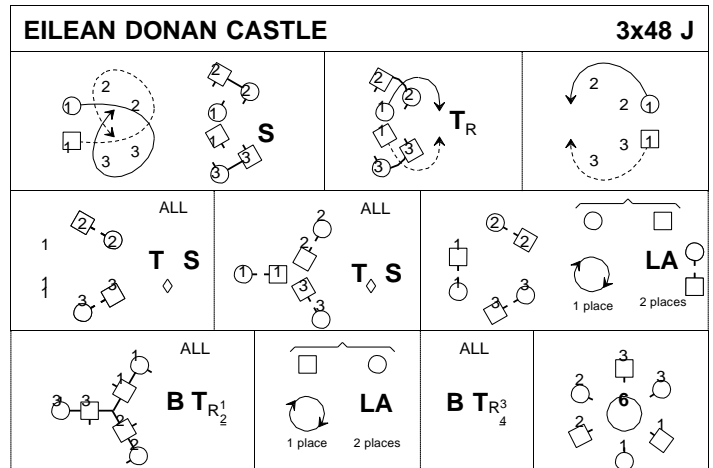
13 - EILEAN DONAN CASTLE J48 · 3T

**

Arnold Grime: Tower Collection · Crib: E-cribs · Diagram: Keith Rose's Diagrams

Retain the basic triangular shape throughout

- 1- 1c lead between 2c & 3c | cross and cast up round them ; cross Rsh 1M to face 2c and 1W to face 3c | all set
- 9- 2c & 3c make arches as 1c dances under, cast off | 1c meet & turn RH ; cast up round outside of set (1M behind 2c, 1W behind 3c) to original positions
- 17- All C Petronella Turn to partners and set ; repeat to finish in P's place
- 25- All M chase 1/3 clw **while**{4} all W 2/3 LHA ; join RH with P and set in star, all C turn RH 1/2
- 33- All W chase 1/3 clw **while**{4} all M 2/3 LHA ; join RH with P and set in star, all C turn 3/4 RH (to 2,3,1)
- 41- All circle6 and back



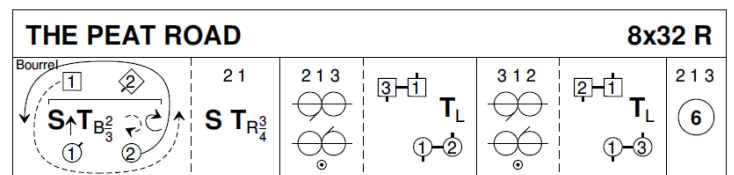
Arnold Grime, Tower Collection

3C/3C triangular set.

14A - THE PEAT ROAD R32 · 3/4L

Deirdre MacCuish Bark: The Peat Road and Other Dances · Crib: E-cribs · Diagram: Keith Rose's Diagrams

- 1- 1c+2c Bourrel, 1M+2W turning BH with PdB on [3-4], all turning RH on [7-8], 1c face out (2,1,3)
- 9- 1/2 Reels3 on sidelines, 1c Rsh to 3cnrs ; 1c turn 4cnrs[pos] EH (3,1,2)
- 17- 1/2 Reels3 on sidelines, 1c Rsh to 3cnrs[pos] ; 1c turn 4cnrs EH (2,1,3)
- 25- Circle6 and back



Deirdre MacCuish Bark, 2011

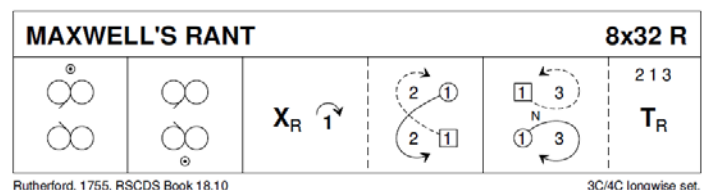
3C/4C longwise set.

14B - MAXWELL'S RANT R32 · 3/4L

**

David Rutherford: RSCDS XVIII 10 · Crib: E-cribs · Diagram: Keith Rose's Diagrams

- 1- Mirror Reels3 on the sidelines (1c cross down) (1x,2,3)
- 9- 1c cross back into mirror Reels3 on own sides
- 17- 1c cross RH | cast (2c up) ; 1/2 Fig8 round 2c
- 25- 1c dance down between 3c and cast up to 2pl ; 2c+1c+3c turn RH



Rutherford, 1755, RSCDS Book 18:10

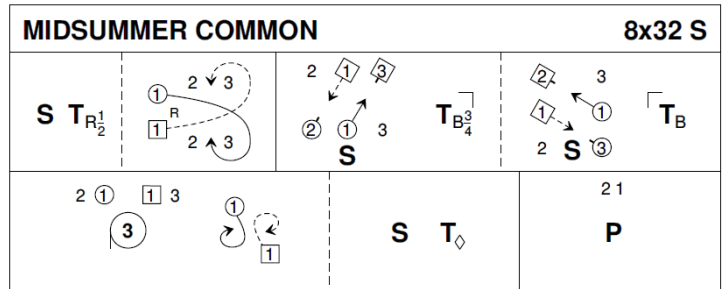
3C/4C longwise set.

15-MIDSUMMER COMMON S32 · 3/4L

**

Tom & Lindsey Ibbotson: RSCDS XLIX 3 · Crib: E-cribs · Diagram: Keith Rose's Diagrams

- 1- 1c set | turn RH 1/2 ; lead down, cross below 3c (2c up on [5-6] and cast to 2pl (2,1,3)
- 9- 1c set adv to into BtoB facing 1cr while 1cr set | turn 1cnr BH into lines across ; 1c set adv to into BtoB facing 2cr while 2cr set | turn 2cnr BH
- 17- 2c+1M & 1W+3c circle3 L, at end 1c swivels R to face P ; 1c set | 1c Petronella turn (to 2,1,3)
- 25- 1c+2c poussette



Tom and Lindsey Ibbotson, 2013, RSCDS Book 49.3

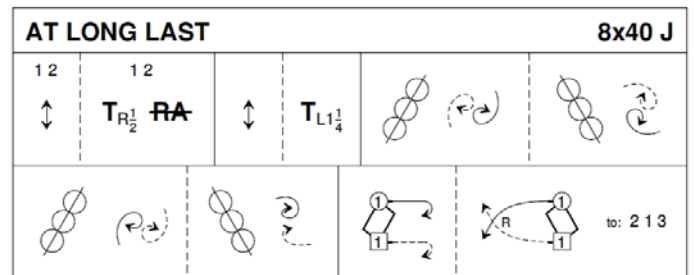
3C/4C longwise set.

16 - AT LONG LAST J40 · 3/4L

**

Ward Fleri: Salute to San Diego · Crib: E-cribs · Diagram: Keith Rose's Diagrams

- 1- 1c+2c A&R ; 1c & 2c turn P RH 1/2 | 1/2 RHA (2,1,3)
- 9- 1c A&R ; turn P LH 1/4 to face 1cnrs
- 17- 1/2 Reel4 on 1 diag, 1c pull RSh back to face 4cnrs ; 1/2 Reel4 on 2diag, 1c pull RSh back to face 3cnrs
- 25- 1/2 Reel4 on 1diag, 1c pull RSh back to face 2cnrs ; 1/2 Reel4 on 2diag. On [32] 1M pulling RSh back meet P in centre and 1c face down into allemande hold
- 33- 1c dance down {3}, swivel R to face up into allemande hold {1} ; dance up | cross and cast RH to 2pl (2,1,3)



Ward Fleri, 1993, Salute to San Diego

3C/4C longwise set.

Deviser's note:

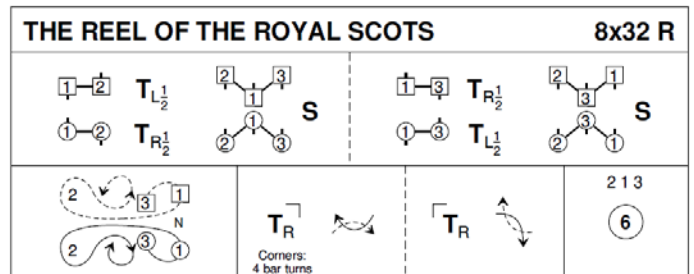
In bars 17-32, 1st couple should take every opportunity to flirt during the 'snub' turns, and maintain eye contact on bars 38-40.

17 - THE REEL OF THE ROYAL SCOTS R32 · 3/4L

**

Roy Goldring: The Leaflet Dances with Music · Crib: E-cribs · Diagram: Keith Rose's Diagrams

- 1- 1W+2W (1M+2M) turn LH (RH) 1/2, finishing 1c BtoB in 2pl | All set as in DTr ; 1W+3W (1M+3M) turn RH (LH) 1/2 | 2c+3c+1c set as in DTr
- 9- 1c followed by 3c dance up between 2c, cast off ; dance NHJ down through 3pl, cast up to face 1cnrs, 3c looping into 3pl
- 17- 1c turn 1cnrs RH, pass Rsh (cnrs dance for {4}) ; turn 2cnrs RH (same), and cross Rsh to (2,1,3)
- 25- All circle6 and back



Roy Goldring, 1983, RSCDS Leaflet 7

3C/4C longwise set.